



TORQUE CONVERTER ASS'Y CATALOGUE




DIMENSIONS


- 1) OD.....OUTSIDE DIAMETER(MM)
- 2) H.....OVERALL HEIGHT(MM)
- 3) STSHAFT TEETH
- 4) CT.....CHARGING PUMP TEETH


Dimensions- OD=outside diameter(mm), H=overall height(mm), ST=Shaft Teeth, CT=Charging Pump Teeth


**MOQ: 1/PC*


**Will ask MOQ when it sold out.*


Cosmic No.	30A-13-11110	OD	282
		H	184
		ST	13T
		CT	30T
	Model / Engine		
KOMATSU FGD20-35-16			


Cosmic No.	30B-13-11110	OD	282
		H	184
		ST	14T
		CT	30T
	Model / Engine		
KOMATSU FD25Z16			


Cosmic No.	3EB-13-22020	OD	284
		H	194
		ST	18T
		CT	18T
	Model / Engine		
KOMATSU FD20~25-11			


Cosmic No.	3EB-13-22022	OD	
		H	
		ST	
		CT	
	Model / Engine		
KOMATSU FD20~25-11/12			


Cosmic No.	3EB-13-31210	OD	
		H	
		ST	
		CT	
	Model / Engine		
KOMATSU FD25/30-12			


Cosmic No.	3EB-13-31212	OD	
		H	
		ST	
		CT	
	Model / Engine		
KOMATSU FD25/30-14 4D94E/C240			


Cosmic No.	DC6A26500000	OD	282
		H	183
		ST	14T
		CT	30T
	Model / Engine		
KOMATSU FGD20-30Z12/Z14			

Cosmic No.	91323-10050	OD	
		H	
		ST	
		CT	
	Model / Engine		
MITSUBISHI FD20~25 F18B 4G63,S4S			

Cosmic No.	91523-10010	OD	
		H	
		ST	
		CT	
	Model / Engine		
MITSUBISHI FD20~25 F18B 4G63,S4S			

Cosmic No.	91523-20010	OD	
		H	
		ST	
		CT	
	Model / Engine		
MITSUBISHI FD20~25 F18B 4G63,S4S			

Cosmic No.	91A23-10020	OD	284
		H	169
		ST	14T
		CT	30T
	Model / Engine		
MITSUBISHI FHD20~25 F18C S4S			


Cosmic No.	91A23-20020	OD	284
		H	169
		ST	14T
		CT	30T
	Model / Engine		
MITSUBISHI FD20~25-S4S S4S			


Dimensions- OD=outside diameter(mm), H=overall height(mm), ST=Shaft Teeth, CT=Charging Pump Teeth

**MOQ: 1/PC*


**Will ask MOQ when it sold out.*


Cosmic No.	31100-40K00	OD	283.5
	H	177.3	
	ST	14T	
	CT	30T	
	Model / Engine		
NISSAN J01 FD15-20-TD27			
TD27			


Cosmic No.	12163-80302	OD	282
	H	242	
	ST	18T	
	CT	19T	
	Model / Engine		
TCM FVD30Z7			


Cosmic No.	124S3-80301	OD	
	H		
	ST		
	CT		
	Model / Engine		
TCM FVD25Z3; FGD15T19			

Cosmic No.	12N53-80301	OD	288
	H	186.1	
	ST	14T	
	CT	30T	
	Model / Engine		
TCM FD30T3			

Cosmic No.	134G3-80301	OD	284
	H	206.5	
	ST	14T	
	CT	30T	
	Model / Engine		
TCM FD20-30T6			


Cosmic No.	135E3-80101	OD	
	H		
	ST		
	CT		
	Model / Engine		
TCM FD40T8			


Cosmic No.	137B3-80201	OD	284
	H	211	
	ST	14T	
	CT	30T	
	Model / Engine		
TCM FG20-30T6; FD20-30T7			

Cosmic No.	BK-6595500000	OD	
	H		
	ST	19T	
	CT	27T	
	Model / Engine		
TCM FD50-100			

Cosmic No.	32210-23032-71	OD	289
	H	162	
	ST	10T	
	CT	18T	
	Model / Engine		
TOYOTA 5/6FDG10~30			
1Z-4Y-1DZ			

Cosmic No.	32210-23350-71	OD	289
	H	162	
	ST	10T	
	CT	18T	
	Model / Engine		
TOYOTA 7FGD15-30			
4Y/1DZ-7FG			

Cosmic No.	32220-23350-71	OD	289
	H	156	
	ST	18T	
	CT	32T	
	Model / Engine		
TOYOTA 7FGD10~30			
1Z-4Y-1DZ			

Cosmic No.	32220-23450-71	OD	
	H		
	ST		
	CT		
	Model / Engine		
TOYOTA 7/8FD20~30			
2Z			